




Dell Vostro 3460 Battery Replacement

How to replace a broken or dead battery in a Dell Vostro 3460.


Written By: Johnathan Hammond



INTRODUCTION


In this guide, we will show you how to remove and replace the Battery.

Step 1 — Releasing the Battery



- Slide the battery latches to release the battery.

Step 2 — Removing the Battery



- Lift and remove the battery from the computer.

To reassemble your device, follow these instructions in reverse order.